

Desktop Publishing Portfolio Project: Cruise Ship Mania

Examples Sheet

Note that these examples do not necessarily meet the guidelines in your grade sheet. They are here for reference purposes so you can see what some of these things might look like (real publications). Follow your specific guidelines as you work on your projects.

Before starting this project, visit this website to see what a cruise is really like. It will help you get some perspective when creating your projects. And, it's fun to read! <http://www.cruisemates.com/articles/before/Kuki-Basics.cfm>

Cruise Line Logos



Cruise Ship Daily Newsletter

CRUISE COMPASS

DAY 4 Radiance of the Seas*
AT SEA Wednesday

TODAY'S FORECAST Sunny, 84° F

SUNRISE 6:23 am

SUNSET 5:41 pm

NEXT PORT OF CALL Roanoke, Hockokus

TODAY'S TIPS

- Don't Wait! - Do not wait to look to make your spa appointments or specialty dinner reservations at our restaurant.
- We know you want to get out into the beautiful sunshine. But the Caribbean is stronger than you think, so don't forget that sunscreen!
- Change Your Watch - Turn your docks forward one hour Thursday evening upon retiring. The ship clocks will go forward at 2:00 am Friday morning.
- Prepaid Gratuities - Best the rush for cash at the end of your vacation by prepaying your gratuities at the Purser's Desk.
- Departure Questionnaire - To receive your departure questionnaire, please visit the Purser's Desk.

TONIGHT'S ENTERTAINMENT

WELCOME TO OUR WORLD

Starring
The Royal Caribbean Singers & Dancers with the Radiance of the Seas Orchestra
Aurora Theatre, Decks 5 & 6
Showtimes for Main Seating Dining 9:00 pm
Showtimes for Second Seating Dining 10:45 pm

RADIANCE ART WALK
Join Sara, our onboard Art Auctioneer, for a tour of the \$5 million art collection aboard!

KARAOKE IDOL SEARCH
It's your chance to be a star. Warm up your voice and practice your performance.

Carnival Capers

Sunrise 6:36am Saturday January 17th, 2004 Sunset 5:24pm

Hotel Director: Jeff Soloway Captain: Massimo Marino Cruise Director: Corey Schmidt

Fun Ship Saturday at Sea

Activities - Shows - FUN!

Library Hours
10:00am-11:00am & 4:00pm-5:00pm.....Atlantic Deck 4

Bargain \$500.00 Cash Bingo
Win a guaranteed \$500.00 in cash and get a good seat for the very important Debarcation Talk with Corey. Cards are only \$5!
10:30amToulouse Lautrec Lounge

Festive @ Festival of Fun: Survivor Part II
This is the final! Who will be the last to be dubbed the Carnival Conquest Survivor? Carnival Inaugural! We will also find out who built the best sea worthy vessel!
1:00pmLido Deck Pool

Last Chance Art Auction
This is your last chance to purchase fine art at up to 80% less than U.S. Prices. The largest selection of the cruise!
1:00pm PreviewDegas Lounge, Deck 5 Aft
1:30pm AuctionDegas Lounge, Deck 5 Aft

Newlywed Not-So Newlywed Game
Join us for one of the funniest events of the entire cruise! The questions are out there, but the answers... get a little spicy. Don't miss this!
2:30pmToulouse Lautrec Lounge

10 Games for \$20 Bingo
The best buy of the entire world! 10 games for just \$20, & the raffle prizes from the recommended games will be given away. Must be present to win!
3:00pmToulouse Lautrec Lounge

Last Chance Karaoke
7:00pm-9:30pmVincent's Lounge

Big Band Dance Music
7:30pm-8:45pmToulouse Lautrec Lounge

Love, Sex & Romance Quiz
8:45pm-9:15pmToulouse Lautrec Lounge

Horse Racing
9:15pm-10:00pmToulouse Lautrec Lounge

\$1,500.00 Jackpot Bingo
10:00pmToulouse Lautrec Lounge

Win A Cruise Drawing & Showtime!
10:30pmToulouse Lautrec Lounge

10 GAMES FOR \$20 BINGO!
Triple cards are \$20 and are good for "10" games of bingo. 30 chances to win! Prizes start at \$100.00 for the first game and keep getting ...

BIGGER with each game
3:00pm - Toulouse Lautrec Lounge
Plus, all of the raffle prizes will be given away!

Debarcation Information IMPORTANT

Join your Cruise Director Corey for this important meeting about:

- Luggage/Handling Procedures
- Customs Rules & Regulations
- Tips & Gratuities
- Debarcation Procedures
- General Cruise Service Surveys

Important information and of course we'll

Real Examples Online: <http://www.royalcaribbean.com/content/pdf/CruiseCompass.pdf>
http://www.lifeiscruising.com/carnival_capers
http://www.lifeiscruising.com/princess_patters

Cruise Card

Carnival SAIL & SIGN

NO: 01014
TROPICALE
05/28/97

MR. MIKE O'MALLEY

DINING: RIVIERA EARLY (6:00 PM)

TABLE: 115 FOLIO: 9311

CABIN: U159

STAR CRUISES WORLD CRUISER

LYNSEA WILLIAM

Assembly Station : W


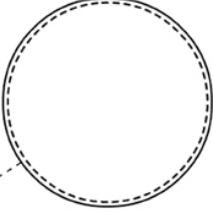

Stateroom No : 08513 A Deck 8

Cruise Date : 16/08/00 - 18/08/00

Vessel : SUPERSTAR VIRGO

Access Card

Door Hangers

	
<p>WAKE ME UP AT</p> <p>3am <input type="checkbox"/> 4am <input type="checkbox"/> 5am <input type="checkbox"/> 6am <input type="checkbox"/></p> <p>7am <input type="checkbox"/> 8am <input type="checkbox"/> 9am <input type="checkbox"/> 10am <input type="checkbox"/></p> <p>11am <input type="checkbox"/> Midday <input type="checkbox"/> Later <input type="checkbox"/></p> <p>Do wake me up for:</p> <ul style="list-style-type: none"> <input type="checkbox"/> Going to Goonhilly. <input type="checkbox"/> To eat ice cream. <input type="checkbox"/> Going to school. <input type="checkbox"/> Do my homework. <input type="checkbox"/> Do my chores. <input type="checkbox"/> Playing games. <p>Don't wake me up for:</p> <ul style="list-style-type: none"> <input type="checkbox"/> School. <input type="checkbox"/> Breakfast. <input type="checkbox"/> Homework. <input type="checkbox"/> Porridge. <input type="checkbox"/> Walk the dog. <input type="checkbox"/> Feed the pets. 	<p><input type="radio"/> PLEASE ENTER</p> <p><input type="radio"/> KEEP OUT</p> 

Colour in the picture, carefully cut around dotted line and fold in half



Quality Lawn Care

We can solve the most difficult lawn problems and convert average yards into beautiful, lush and healthy lawns. Our quality organic lawn care approach maximizes or eliminates chemical pesticides -- your family and pets will love it! Call us today to start your service.

Per application price is:

A lawn core aeration is the best single application you can do for a lawn to improve it's health. Not only does aeration improve your lawn's root structure, it also helps improve the soil and it's ability to absorb water and important micro-nutrients.

Your lawn care aeration price is:

Your Color Logo
 <<HERE>>

NOTES: 4" wide x 9" tall (0 margins, print centered in page; be sure to put "doorknob" on master or set a guide for it so you know where it is on both sides). Be sure to trim before submitting for a grade.

Sample door hanger menu for a hotel (back)-- <http://www.mmgworks.com/docs/RedLionTier3and4.pdf>

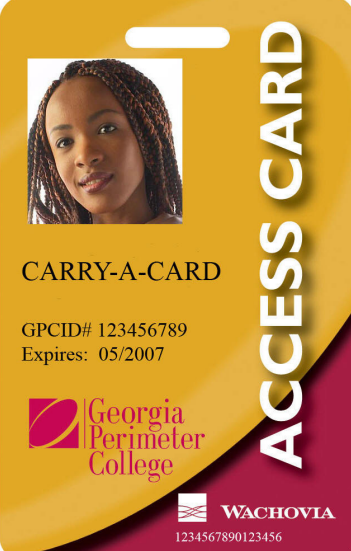
<http://www.printfirm.com/templates.php>

<http://www.48hourprint.com/print-templates.html>

Boarding Pass/ID Badge



Barcode Site: <http://www.barcodesinc.com/generator/index.php>



ACCESS CARD

CARRY-A-CARD

GPCID# 123456789
Expires: 05/2007

Georgia Perimeter College


WACHOVIA
1234567890123456



Shakespeare Festival
2003

Mike Doughan
Stage Manager
54681







658-781268

EAST HIGH
Saints

RACHAEL ROBINSON

Scratch Off Card



Custom Bingo Card





Table Tent



NOTES: Paper size: 3.75" wide by 11" tall; 0" margins

Guides: Set a ruler guide at 2 3/8" and 9 7/8" and do not place anything above the top guide or below the bottom guide. Set a ruler guide at 6 1/8" and that will separate the repeated panel. Display panels will be 3.75" tall; leave 2 3/8" (2.375) at the top for the base and 1 1/8" (1.125) at the bottom for the base. The top square panel will need to be flipped 180 degrees (upside-down); print on card stock. Only print on one side of the paper, and then fold the finished product to create the tent.

Boarding Pass Holder (Gate Fold Brochure Style)



Create a “4 panel” long fold boarding pass holder. Print on one side only (inside will be blank except for the fold up area). Use a letter sized page setup. The inside of holder will require that you fold up the bottom. Watch the bottom 5” of the page as this will be the fold up pocket area. Anything placed in that area should be rotated 180 degrees. Only use the top 6” for content. You may wish to cut off the left hand “pocket” or you could use both pockets. Feel free to cut/trim creatively.

NOTES: Normal letter sized portrait paper. Page setup with .2” margins, 2 columns, .4” gutter. Then, add a ruler guide with 5 rows, 0” gutter.

Some Helpful Things for You

Nice designs (various DTP items)

http://www.redcarrot.co.uk/index.php?page_id=5

http://foundationcenter.org/pnd/npodesign/AISH_Guide.pdf

Dance class information/descriptions: (suitable for newsletter project)

<http://www.dance101.org/>

<http://www.dancecomplex.org/descrip.html>

NOTE: When creating tables in InDesign, you must first draw a text box and be in (double click in) the textbox. Then, the Table menu can be used to insert a table with the correct number of rows/columns and at the correct size (indicated in the instructions)

Name: _____

CRUISE DTP SCORING GUIDE/REQUIREMENTS

First two items required; then, pick four others to complete. Final copies due in binder with all items in plastic page covers, trimmed neatly.

*****Cruise Line Logo Requirements (DO NOT PRINT)	Points Possible	Deducted
Contains <u>at least</u> two colors	2	
Includes unique use of text (either text on a path, reverse text, outlined, shadowed, etc.)	5	
Includes a shape or graphic that integrates seamlessly with the words	5	
Quality/professionalism	8	
Total Points	20	

*****Cruise Newsletter	Points Possible	Deducted
Contains logo	2	
2 total pages, printed front and back of one sheet of paper in portrait orientation	5	
Includes unique title (examples: Cruise Compass, Carnival Capers, Princess Patters)	2	
Includes borders and shading to break of the page, or use of rules	5	
Includes reverse type (light on dark)	3	
Includes basic information like captain (you), cruise director (a friend), date, sunrise/set time, destination(s) and things to do there, today's activities/shows/entertainment, schedule, and assume this is for a day "at sea" and not at port (be sure to identify the deck name, lounge names, etc., for programming)	15	
Include a box with information about a ballroom dancing class or talent show	5	
Utilizes bullets OR leaders with text	5	
Uses three photographs and one quality clipart	8	
Quality/Creative/Grammar/Spelling <i>Be creative, too! What would you want on a cruise?</i>	10	
Total Points	60	

*****Sail and Sign/Room Key Card	Points Possible	Deducted
Contains logo	2	
Correct page size—credit card size (3.370" wide x2.125" tall)	5	
Includes appropriate photograph (ocean or ship)	3	
Includes basic information including name of cardholder, date of cruise, dining table # and assigned dining time, cabin number, and anything else you want to include	5	
Include a shape (triangle or arrow) showing which way to insert card into door	3	
Uses size 9 or smaller font for most text	3	
Uses appropriate and readable color scheme and clear, readable fonts	4	
Quality/Grammar/Spelling (and readability)	5	
Total Points	30	

*****Room Service Door Hanger	Points Possible	Deducted
Contains logo	2	
Correct page size—4" wide by 9" tall with a 2.75" circle near the top on both sides	5	
Includes appropriate photograph with meal theme (breakfast, lunch, dinner, or pizza)	3	
Side 1 includes nicely decorated front utilizing color, shading or shadows, and graphic	6	
Side 2 includes room number, at least 6 meal options and beverage options (do not include prices since cruises include meals at no additional charge) AND includes time frames for meal to be served (ranges of times in appropriate 30 minute increments)	6	
Uses either tables OR check boxes/glyphs (symbols)	3	
Quality/Grammar/Spelling	5	
Total Points	30	

*****Custom Bingo Card	Points Possible	Deducted
Contains logo	2	
Correct page size—bingo card size (4" wide x 5.5" tall)	5	
Uses a table in a square shape with numbers and free space, (3.5" x 3.5" table, 5 rows/5 columns, .7" squares); numbers are centered horizontally and vertically in the rows/columns	6	
Includes outlined BINGO heading	4	
Use of shading in pattern on grid	5	
Original free space contains an appropriate graphic	3	
Quality/Spelling/Originality	5	
Total Points	30	

*****Boarding Pass/ID badge	Points Possible	Deducted
Contains logo	2	
Correct page size—landscape (2.125 wide x 4.125 tall)	5	
Includes rotated text (BOARDING PASS) with a drop shadow (InDesign: Type, Create Outlines first)	3	
Includes personal barcode (use barcode website given with examples and create one with your last name)	5	
Includes a small head shot (of you) and general ID information (height, birthdate, state of residence, etc.)	3	
Uses size 9 or smaller font for most text	3	
Uses appropriate and readable color scheme and clear, readable fonts	4	
Quality/Grammar/Spelling (and readability)	5	
Total Points	30	

*****Scratch Off Card	Points Possible	Deducted
Contains logo	2	
Correct page size—credit card size (3.370" wide x2.125" tall)	5	
Includes a triangle in a corner with rotated text; no stroke on shape	3	
Includes basic information about scratch off options, including name of contest or scratch off card (be creative on this!)	5	
"Revealed" scratch-off text is in same color as crayon used to cover the circle/square	3	
Uses size 9 or smaller font for most text	3	
Print two copies, one scratched off and one that has the "coating" (use a crayon)	4	
Quality/Spelling/Originality	5	
Total Points	30	

*****Table Tent	Points Possible	Deducted
Contains logo	2	
Correct page size—3.75" wide x 11" tall	5	
Information: Table tent has information about an upcoming program onboard (talent show, game night, formal night, midnight buffet, etc.) and includes time and location information	3	
Top panel is printed upside down (rotated 180 degrees); should match other panel (front and back of folded tent will be identical)	3	
Utilizes white feathered box(es) for information with opacity applied to background (somewhat transparent) and no stroke	4	
Use of color, fonts, and space	5	
Contains at least one appropriate graphic (other than logo)	3	
Quality/Spelling/Originality	5	
Total Points	30	

*****Boarding Pass Holder	Points Possible	Deducted
Contains logo	2	
Correct page size—portrait, letter (see page setup information in Notes)	3	
Information: Boarding pass holder includes the cruise logo on back panel; cover at your discretion; fold up on at least one side contains place for cruise passenger to write their name	5	
Bottom section is printed upside down (rotated 180 degrees)	3	
Utilizes at least two of the following features: text on a line, custom shape, small caps, reverse text, feathering, drop shadow, transparency	4	
Use of color, fonts, and space	5	
Contains only one high quality photograph (or two photos seamlessly blended with feather)	3	
Quality/Spelling/Originality	5	
Total Points	30	

REQUIRED:

Logo _____/20
Cruise Newsletter _____/60

OPTIONS (list the FOUR out of SEVEN selected):

_____/30
_____/30
_____/30
_____/30

Bonus Items Completed:

Comments:
OVERALL TOTAL: _____/200